

flipIT® Installs in Your Desktops for Convenience & Security



flipIT® Laptop Safe

Models FIL-18 and FIL-23 (shown)
Touch Latch Opening, Key Lock

Perfect for:

- Offices
- Conference Tables
- Presenter Podiums
- Reception Stations
- Customer Service Areas

Sizes:

- FIL-18 Compartment = 16 x 14.625 x 2.5
- FIL-23 Compartment = 22.5 x 14.625 x 2.5

flipIT® Workstations

Models FIK-23 and FIK-19 (shown)
Keyboard Tray Opening, Key Lock optional


Models FIH-23 and FIH-19
No Keyboard Tray, Key Lock optional

Flip 16:9 Wide Screen LCDs

- LCD flips under, keyboard retracts
- Lock option for controlled access
- Makes more work space

Sizes:

- FIK-19 Max LCD Case Width = 19
for most 20" diagonal 16:9 LCDs
- FIK-23 Max LCD Case Width = 23
for most 24" diagonal 16:9 LCDs



SMARTDESKS®

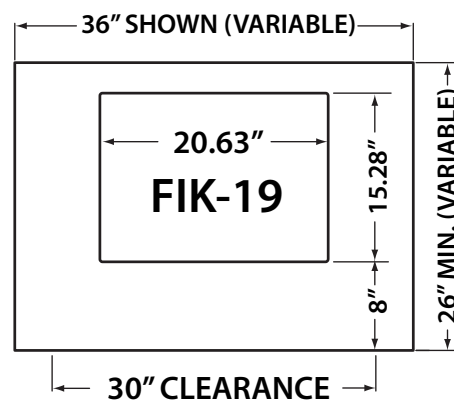
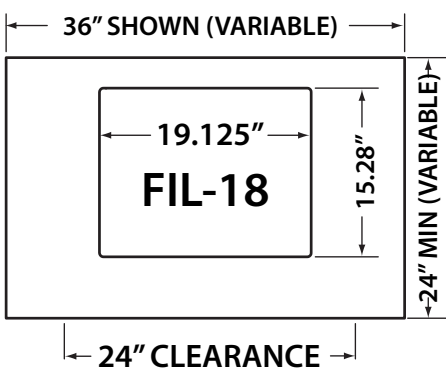
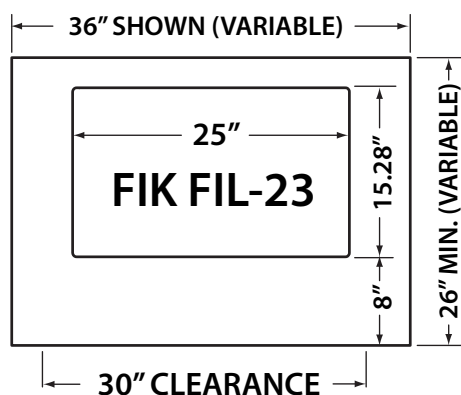
www.smartdesks.com • 800 770 7042

flipIT® Kits for Laptops and LCDs

flipIT® Installation Considerations

Your contractor can install flipIT® products into any work surface fixture with this criteria:

- 8 inches required in front of unit for keyboard to retract. If keyboard is not required, less than 8 inches is acceptable, but no less than 3 inches for structural integrity.
- 2.75" required in back of unit for structural integrity. Monitors usually mount such that they extend below the flipIT® lid. When closed, this space is necessary for monitor parking space.
- 3 inches of width is required on the side of the cutout where the lock will be installed.
- 1 inch minimum width of clear space is required for installation of the keyboard tray, tabs turned in.
- Optimal spacing allows 3 - 4 inches of clear space on both sides of the cutout.
- Minimum clear space width spacing:
flipIT 23 = 30 inches flipIT 18 Laptop Safe = 24 inches flipIT 19 = 30 inches
- Clearance distance under surface for operation = 8.5 inches
- Clearance distance overhead for operation = 9 inches
- Recommended distance from floor to under side of desktop for keyboard mounting = 29-29.25 inches
- Recommended desktop thickness = 30mm (1.18 inches)
- Recommended desktop height for use with keyboard = 28 inches; with keyboard tray = 30 inches
- Optimal spacing for side-by-side stations = 30 inches point to point for flipIT® 18 and 19; 36 inches for flipIT® 23.
- Optimal table top widths for single workstations flipIT® 18 and 19 = 36 inches; flipIT® 23 = 44 inches



Materials:

- Lids are medium density fiberboard (MDF) finished in black thermofoil.
- Top surface lid color options are black and unfinished MDF so your contractor can match the top to the rest of the cabinet.
- All steel construction of flipIT® mechanical
- All finished metal parts are standard in black powdercoat; however, special order RAL color matches can be accommodated on a custom order basis.
- Made in USA

Model Numbers:

FIK 19 flipIT® 19 with keyboard tray

FIH 19 flipIT® 19 no keyboard tray

FIK 23 flipIT® 23 with keyboard tray

FIH 23 flipIT® 23 no keyboard tray

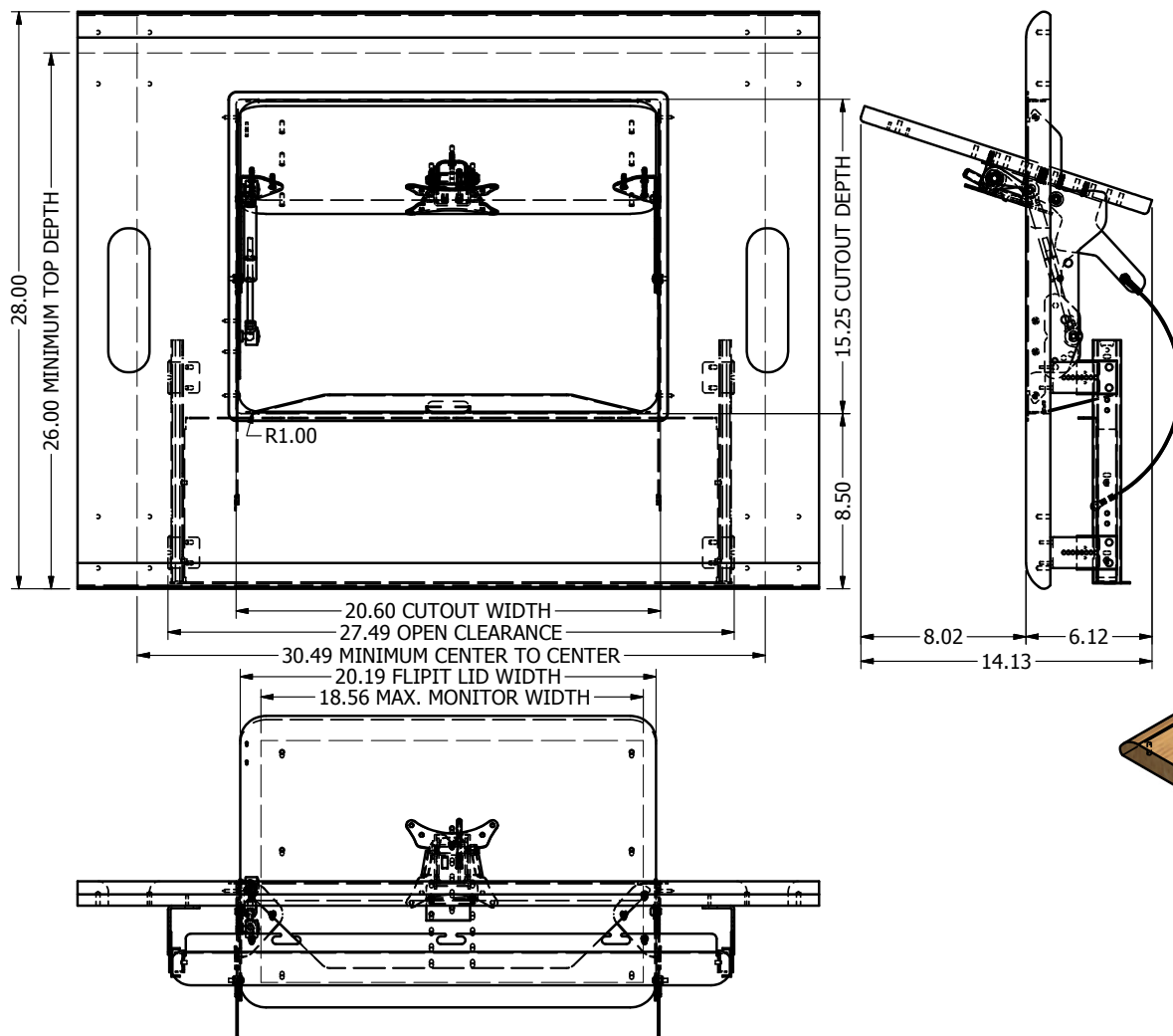
FIL 18 flipIT® 18 Laptop Safe

FIL 23 flipIT® 23 Laptop Safe

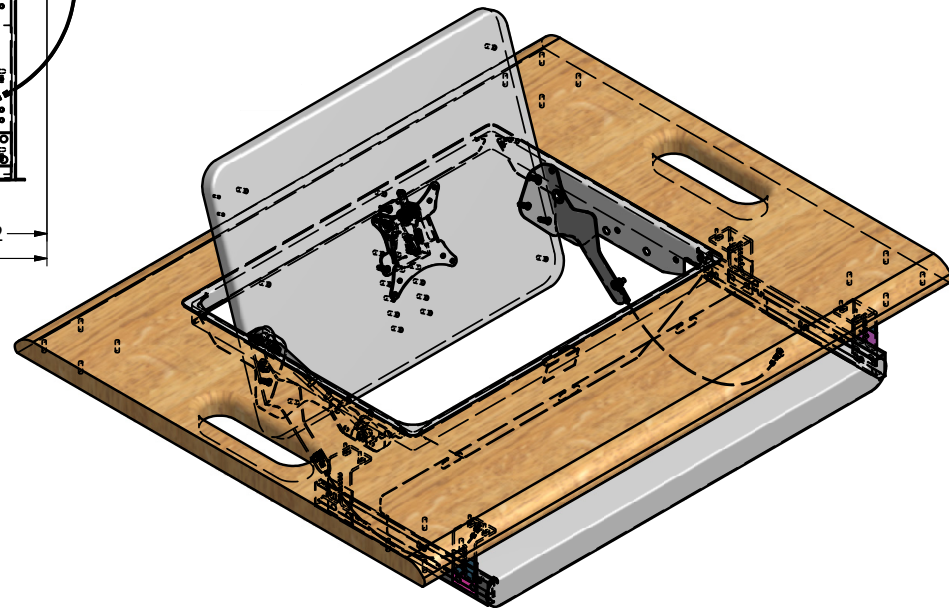
Distributed by:



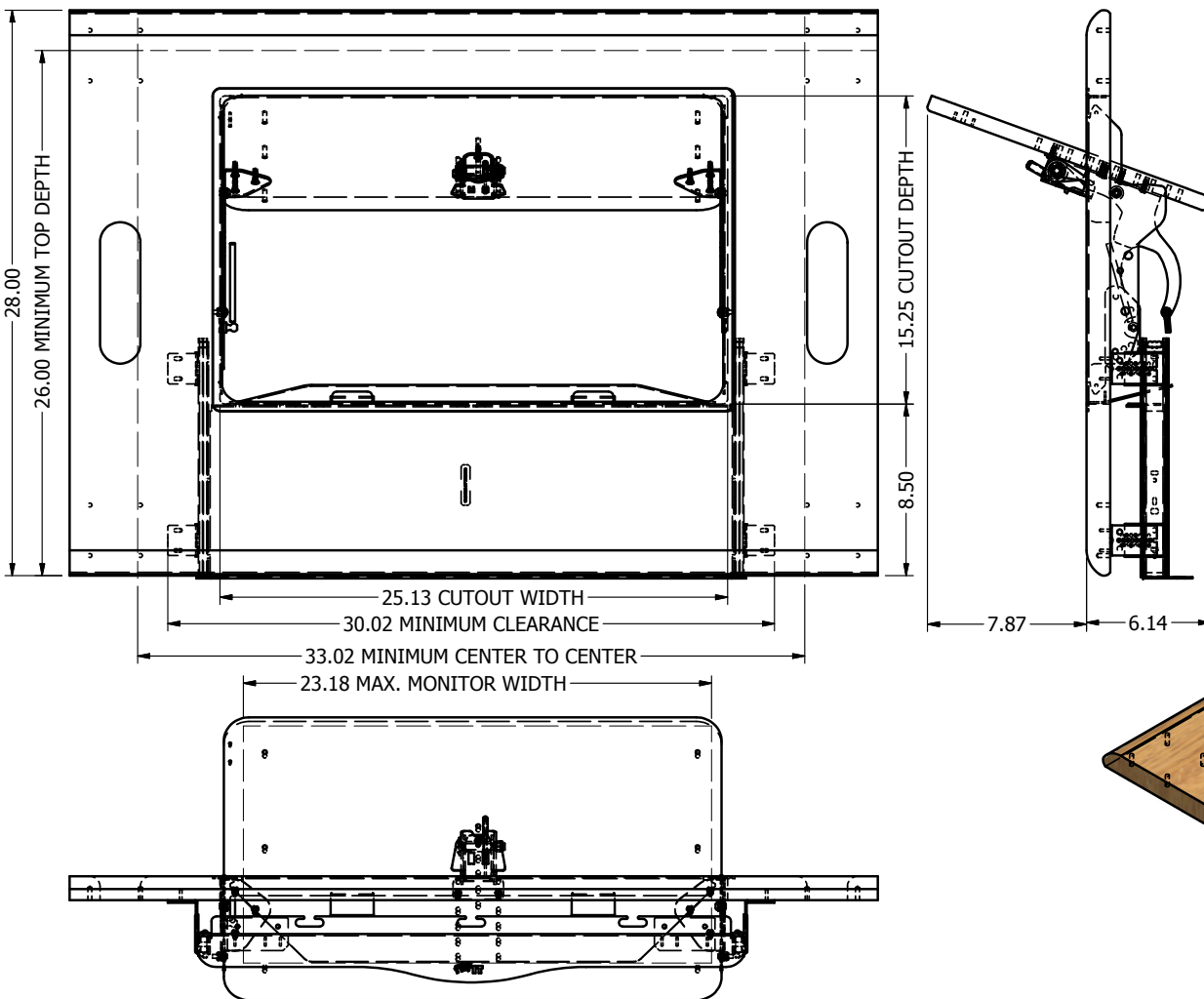
www.smartdesks.com
800 770 7042



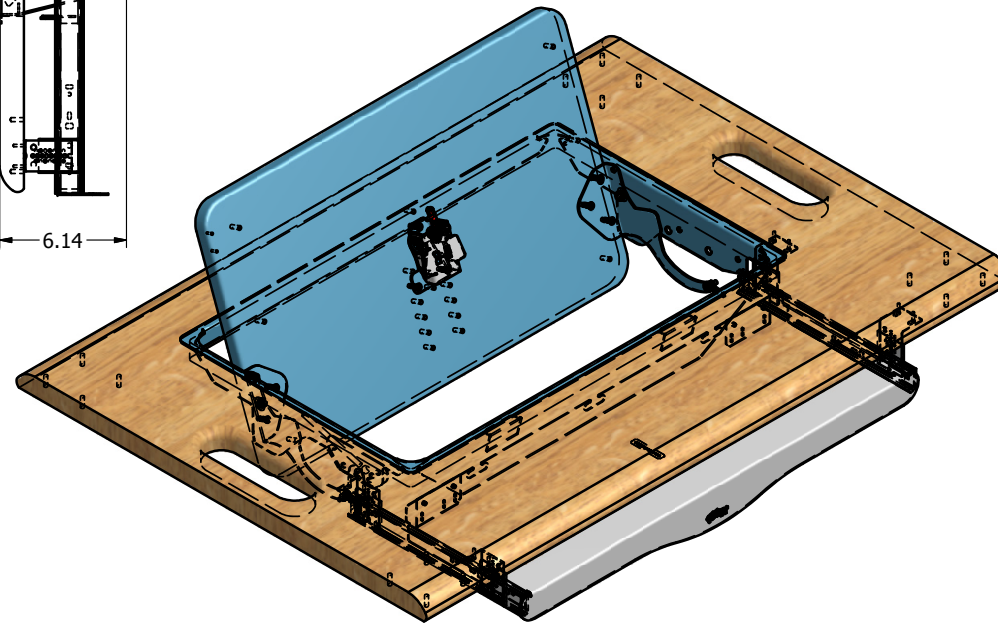
flipIT FIK19



NOTICE: This drawing is the property of CBT Supply, Inc. dba SMARTdesks and contains proprietary information that is not to be used, except in the consideration of bids, proposals tendered herewith. Reproductions or copying of the drawing, in whole or in part, is prohibited.



flipIT FIK23



NOTICE: This drawing is the property of CBT Supply, Inc. dba SMARTdesks and contains proprietary information that is not to be used, except in the consideration of bids, proposals tendered herewith. Reproductions or copying of the drawing, in whole or in part, is prohibited.

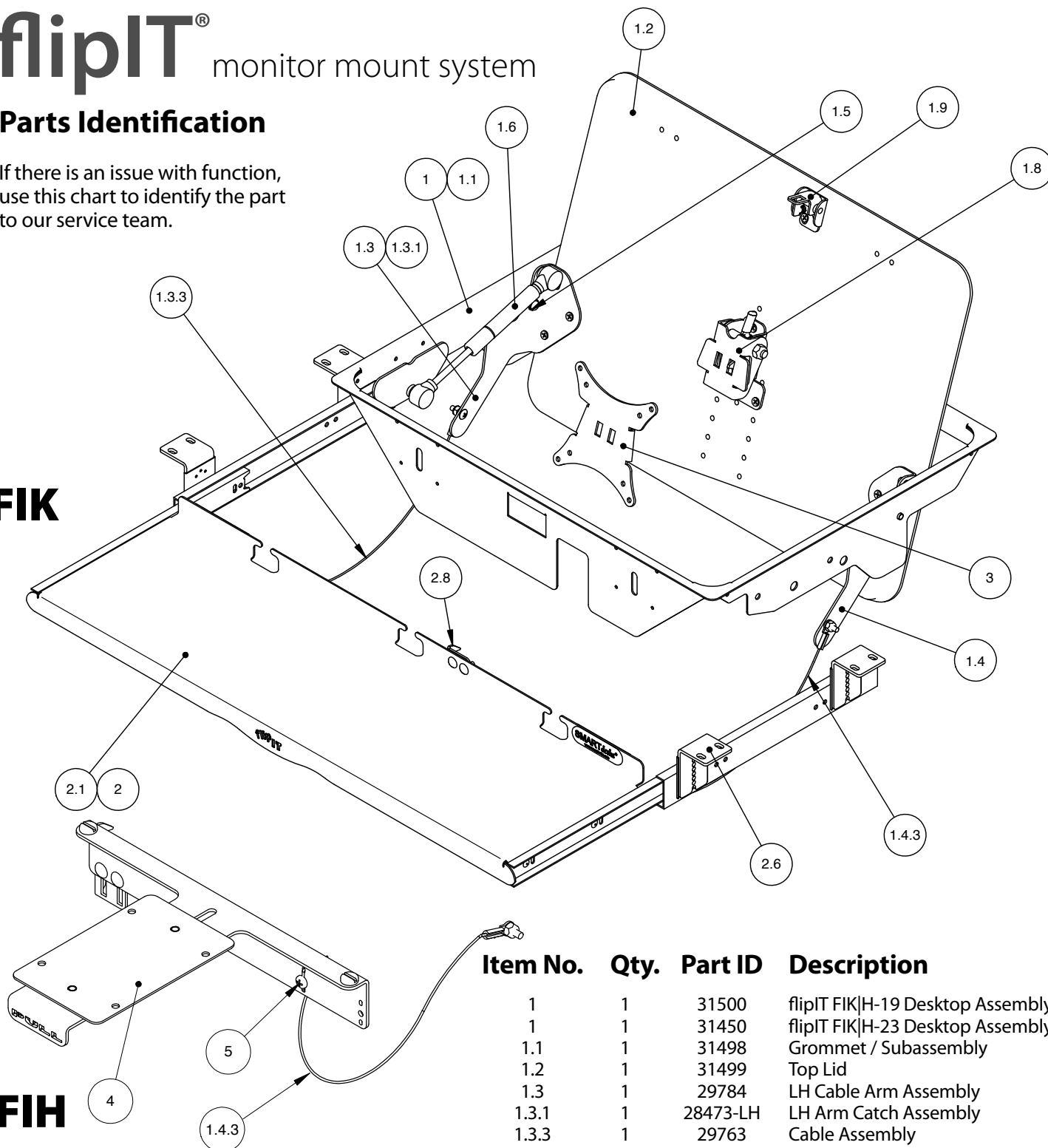
flipIT[®] monitor mount system

Parts Identification

If there is an issue with function, use this chart to identify the part to our service team.

FIK

FIH



Item No.	Qty.	Part ID	Description
1	1	31500	flipIT FIK H-19 Desktop Assembly
1	1	31450	flipIT FIK H-23 Desktop Assembly
1.1	1	31498	Grommet / Subassembly
1.2	1	31499	Top Lid
1.3	1	29784	LH Cable Arm Assembly
1.3.1	1	28473-LH	LH Arm Catch Assembly
1.3.3	1	29763	Cable Assembly
1.4	1	29785	RH Cable / Arm Assembly
1.4.3	1	29763	Cable Assembly
1.5	2	27332	Bushing
1.6	1	27919	Gas Spring
1.8	1	28190	Flat Screen Tilt Assembly
1.9	1	31459	Pivot Keeper Assembly
2	1	31462	26" w Keyboard Tray Assembly
2.1	1	31455	26" Keyboard Tray Subassembly
2.6	4	29222	Slide Mounting Bracket
2.8	1	31456	Latch Hook
3	1	27888	VESA Mounting Bracket
4	1	31534	Latch / PULL Handle Assembly
5	1	TS295	#10-32 3/8 Trilobe

SMARTDESKS[®]

where design meets technologysm

www.smartdesks.com

800 770 7042