



  
SEATING

Proform™

# Proform<sup>®</sup>

Whether in mesh, parallel or panel styles, this is in.  
This chair performs like a pro.

Ratchet Back

Tilt and Syncro  
Control Options





Mesh Back



Panel Back

form. function. proform.<sup>®</sup>

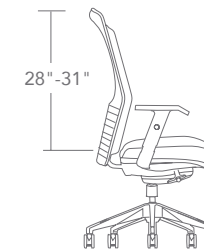
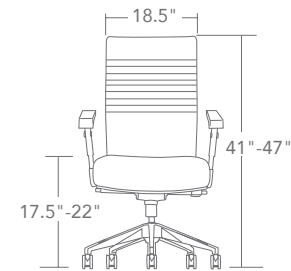


Parallel Back

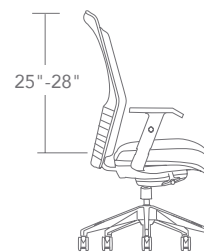
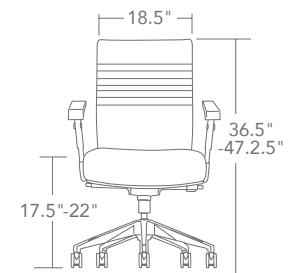


Proform<sup>®</sup>

High Back



Mid Back



Arm Styles



50A7  
Height Adjustable Arm



65A  
Polyurethane Loop Arm




70A  
Aluminum Loop Arm  
with Cap



95A  
Aluminum Executive  
"C" Arm

Mesh Colors



STYLES

- High Back (mesh or upholstered)
- Mid Back (mesh or upholstered)

ARM STYLES

- Height Adjustable
- Polyurethane Loop
- Aluminum Loop (with cap)
- Aluminum Executive "C"

BASES

- Black Nylon (standard)
- Polished or Brushed Aluminum

CONTROLS

- Single Position Tilt
- Syncro Control
- Syncro with Side Tension Adjustment

GUEST CHAIR

- Sled Base (chrome and black)

STANDARD OPTIONS

- Hard Floor Casters, Glides
- Guest/Sled Base
- 4-way Adjustable Arm Cap
- Fire Rated TB133
- Seat Slider

**via**<sup>™</sup>  
SEATING

Proform<sup>™</sup>



**via**<sup>™</sup>  
SEATING

**SMARTdesks**<sup>®</sup>

• [www.smartdesks.com](http://www.smartdesks.com) 800.770.7042