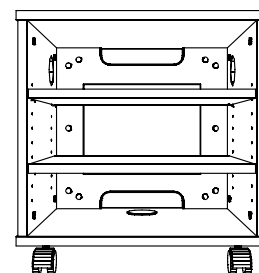
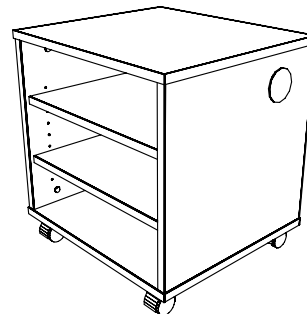



SPEX™ EQS Mobile Stacker Cabinet

Assembly Procedure

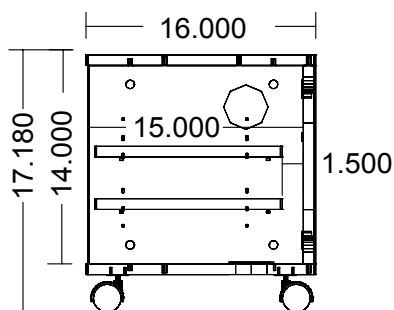
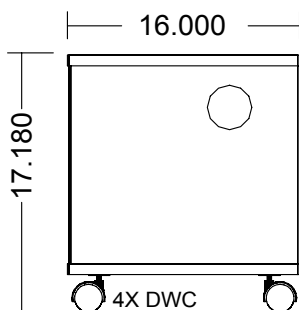
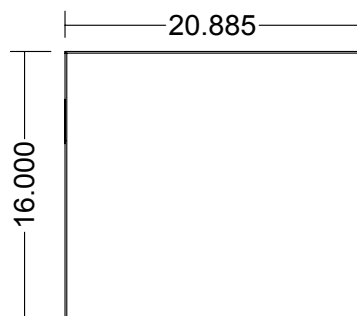
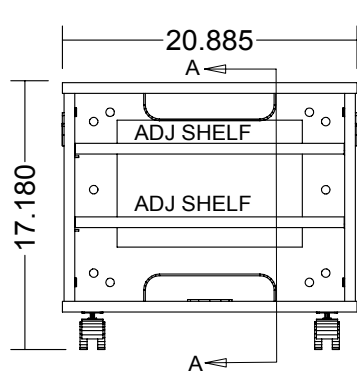
- Assemble the SPX Mobile Stacker upside down.
- On a blanket or clean carpet, lay the top on the floor.
- Place interlock fittings for securing the top to the sides.
- Secure sides together. Insert pins into cams with cam arrow pointing to the pin. Tighten by turning the arrow away from the pin.
- Install the casters to the bottom.
- Turn the unit upright and install the shelf pins.
- Install the shelves by laying them on the pins.
- Install the wire management grommets



SPECIFICATIONS

SPX-211617-EQS/M

- SPEX™ EQS Mobile Equipment Stacker is constructed of 30mm MDF, finished in High Pressure Laminate and 3mm PVC edge banding, customer selects color.
- Dimensions: 21" w x 16" d x 17" h.
- 4 dual wheel carpet casters provide mobility.
- 2 adjustable shelves provided with internal wire passage space in back.
- Rack mount rails may be specified instead of shelves.
- Side to side wire management grommets.
- Fits under Piano table top.



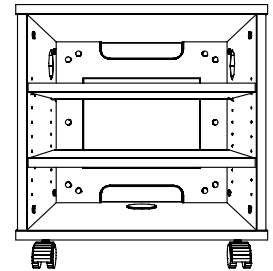

SECTION "A-A"



www.smartdesks.com
800-770-7042

© 2014 CBT Supply, Inc. All rights reserved.

SPEX™ EQS Mobile Stacker Cabinet



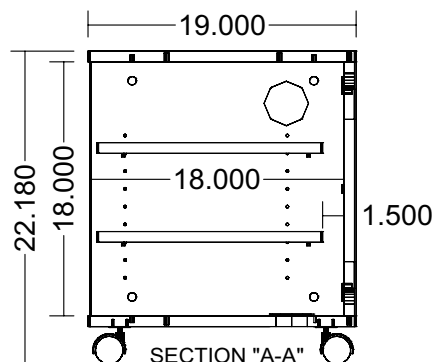
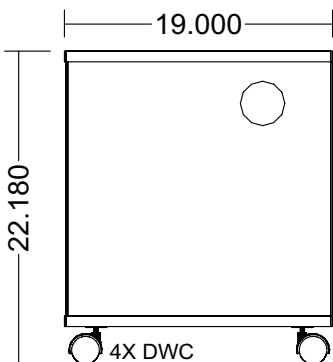
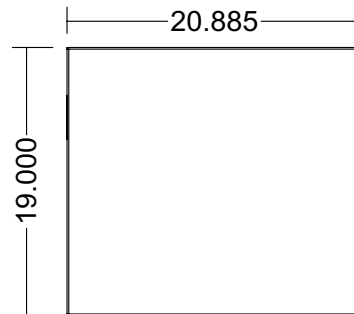
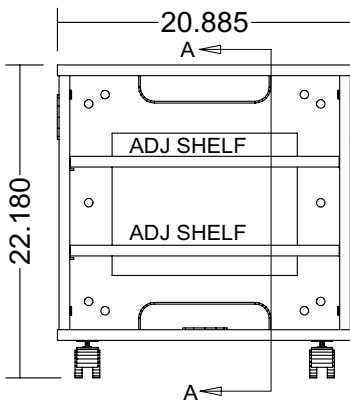
Assembly Procedure

- Assemble the SPX Mobile Stacker upside down.
- On a blanket or clean carpet, lay the top on the floor.
- Place interlock fittings for securing the top to the sides.
- Secure sides together. Insert pins into cams with cam arrow pointing to the pin. Tighten by turning the arrow away from the pin.
- Install the casters to the bottom.
- Turn the unit upright and install the shelf pins.
- Install the shelves by laying them on the pins.
- Install the wire management grommets

SPECIFICATIONS

SPX-211922-EQS/M

- SPEX™ EQS Mobile Equipment Stacker is constructed of 30mm MDF, finished in High Pressure Laminate and 3mm PVC edge banding, customer selects color.
- Dimensions: 21" w x 19" d x 22" h.
- 4 dual wheel carpet casters provide mobility.
- 2 adjustable shelves provided with internal wire passage space in back.
- Rack mount rails may be specified instead of shelves.
- Side to side wire management grommets.
- Fits under Piano table top.



www.smartdesks.com
800-770-7042

© 2008 CBT Supply, Inc. All rights reserved.